




# Ready, Set... Go Fishing!



# Outdoor Tips



- 1. Always fish safely.**  
Cast carefully and watch out for hooks.
- 2. Always wear your life jacket**  
by the water or in a boat.
- 3. Clean up your fishing area.**  
Put trash in its proper place.  
Recycle what you can.
- 4. Respect the outdoors.**  
Watch but don't touch wildlife.  
Release fish that are too small or  
you don't plan to eat.
- 5. Obey fish laws for your state.**
- 6. Fish with an adult.**
- 7. Don't forget bug stuff and  
sunscreen.**



Published by Kalkomey Enterprises, LLC., 14086 Proton Road, Dallas, TX 75244, 214-351-0461. Printed in the U.S.A.


Copyright © 2001–2016 by Kalkomey Enterprises, LLC. All rights reserved. No part of this publication may be reproduced in any form or by any process without permission in writing from Kalkomey Enterprises, LLC. Effort has been made to make this publication as complete and accurate as possible. All references contained in this publication have been compiled from sources believed to be reliable, and to represent the best current opinion on the subject. Kalkomey Enterprises, LLC is not responsible or liable for any claims, liabilities, damages, or other adverse effects or consequences to any person or property caused or alleged to be caused directly or indirectly from the application or use of the information contained in this publication. P0716

# What do I need to fish?

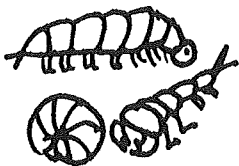


# Where fish live . . .

Around aquatic plants and stumps, and near the shore.



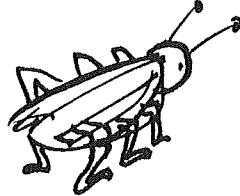
INSECTS




MINNOWS



CRICKETS



WORMS

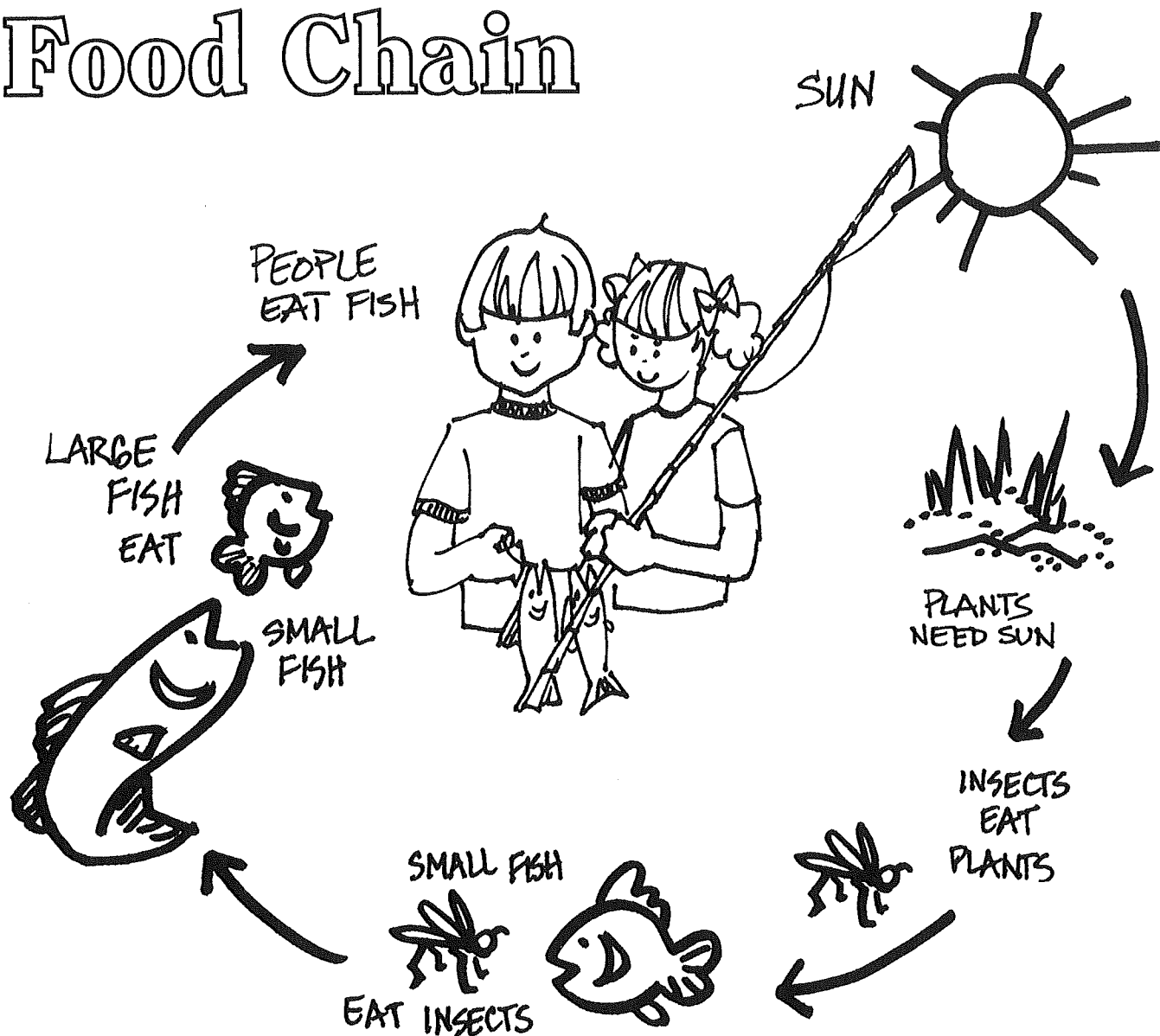


# ... what fish eat

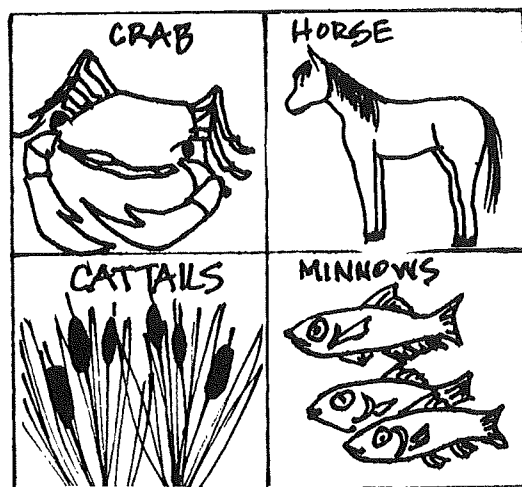

Insects, worms, plants, and other fish.



# Food Chain



Choose the one that doesn't belong.







# Find the path to the Fishing Pond



Most towns have places to fish.

# Fishing Tips



FISH ARE MOST ACTIVE EARLY IN THE EVENING.

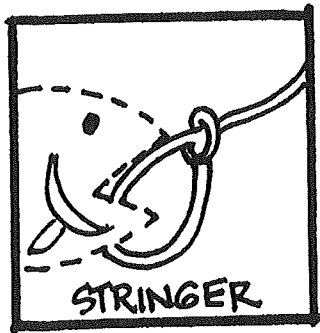

FISH LIKE TO HIDE.  
FISH HAVE EYES TO SEE  
FOOD. THEY SEE COLORS.

FISH LIKE COVER  
FOR PROTECTION.






FISH CAN TAKE YOUR  
BAIT WITHOUT YOU  
KNOWING IT—CHECK YOUR  
LINE ONCE IN AWHILE.



WHEN A FISH BITES, PULL THE POLE BACK  
AND THE HOOK WILL SET. BRING THE  
FISH UP TO THE BANK—KEEP THE FISH  
ON A STRINGER IN THE WATER IF YOU  
WANT TO EAT IT.

# Keep or Release



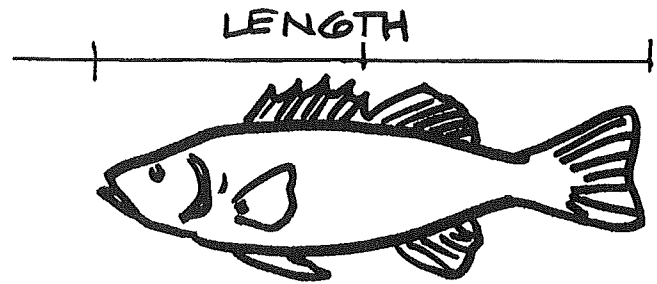
## KEEP OR RELEASE

IF THE FISH IS TOO SMALL OR  
YOU'RE NOT GOING TO EAT IT

1. RELEASE FISH RIGHT  
AWAY.

2. HAVE A GROWN-UP HELP  
YOU HOLD THE FISH AND  
CAREFULLY REMOVE THE  
HOOK OR CUT THE LINE.



3. NEVER THROW THEM.  
BEND DOWN AND GENTLY  
LET THE FISH GO.




IS THE FISH LARGE ENOUGH  
TO EAT OR LEGAL TO KEEP?




Draw where you  
like to fish.



Draw yourself and your  
plants and animals you



friends fishing . . . add  
would see.



# You can help keep the



14

Which pond would you like to visit?



# environment clean.

